600323

2014

2014 165,639,149.47

16,563,914.95 798,475,316.95 2014

57,924,288.10 889,626,263.37

2015 3 26 2014

766,264,018.00 10 1.0 76,626,401.80 2014

2015 3 26

.....3
.....4
.....5
.....7
.....24
.....28
.....34
.....40
.....44
.....45
.....144

γ Ώ ʌ ӯ

	22	22
	0757-86280996	0757-86280996
	0757-86328565	0757-86328565
	600323@grandblue.cn	600323@grandblue.cn

	528200
	528200
	http://www.grandblue.cn
	600323@grandblue.cn

	http://www.sse.com.cn

A			600323	

	2014 7 10
	440682000088499
	44068228000315X 44068228000315X
	28000315-X

2011

2000 -2004	
2005	
2006 -2013	
2014	

,

		555 10
		183
		2014 12 25 -2015 12 31

				%		
	3,329,055,932.41	2,338,890,846.81	2,442,593,560.99	42.33	2,199,769,900.55	2,266,639,721.27
	10,979,848,200.39	5,788,397,167.74	5,428,403,994.25	89.69	5,164,057,211.61	4,635,301,636.79

( )

2014 2013 2012

(%)

2014

2014 “ ” “ ”

2014

2014 24.35 12.94% 4.54 8.97%

3.09 7.31% 0.49 7.31%

13.60% 0.56

2014 11

3000 / 14350 / 4

	2014	2013	(%)	2014	2013	(%)
	379,102,823	361,143,969	4.97%	363,833,455	349,811,165	4.01%
	170,501,973	176,346,841	-3.31%	205,245,282	206,006,291	-0.37%
	663,267	629,201	5.41%	1,062,539	969,496	9.60%

	959,905	875,013	9.70%	959,905	875,013	9.70%
	93,075	23,181	301.51%	93,075	23,181	301.51%
	32,934	27,549	19.55%	32,934	27,549	19.55%

2014 301.51% 2013 8

( )

1

: :

			%
	2,435,295,905.79	2,156,328,329.42	12.94
	1,677,658,162.09	1,505,532,076.66	11.43
	71,548,814.59	56,652,625.59	26.29
	120,022,928.13	96,575,910.45	24.28
	95,070,378.50	65,072,510.59	46.10
	829,204,495.73	693,235,269.29	19.61

7

(1)

(2)

2013 10 100%

30% 2014 1 30 2014 2 25

2014 12

2014 12 2014 12

25 2015 2

(3)

2014 21.81 24.35 111.65%

15.37 16.78 109.17% 3.39

2.87 84.55%

( )

1

: :

			%	%	%	%
	543,356,906.96	343,659,876.37	36.75	13.02	14.61	0.88
	191,982,830.01	112,106,035.55	41.61	2.18	0.20	1.16
	377,502,602.54	237,450,295.49	37.10	24.75	27.23	1.22
	1,261,268,516.81	956,230,893.83	24.18	14.25		

1463.4(7,50)-5e41(2)-5.9(5)]TJ/Cs6 c0399>-5.9<03ee08

( )

1

		%		%	%	
	854,279,650.47	7.78	722,796,612.57	12.49	18.19	
	213,235,548.59	1.94	88,924,397.62	1.54	139.79	
	50,054,709.37	0.46	37,121,627.22	0.64	34.84	
	97,015,456.15	0.88	88,096,916.58	1.52	10.12	
	20,496,152.68	0.19	21,429,419.08	0.37	-4.36	

( )

1

2014 3,624,313,200.98 2013

2,292,889,433.37 172.21% 100%

30%

60% 60% 60%

(1)

			%					
	9,272,571.26	3,942,255	0.025	9,272,571.26				

2

(1)

: :

DŽ

	2013 2014 10

2015 2 73,448.00

4

	2014	2013
	499,100,000.00	499,100,000.00
	1,922,368,201.49	1,479,827,868.39
	741,798,774.79	664,100,987.00
	378,884,995.71	304,635,686.89
	90,614,462.46	74,233,428.43
	77,697,787.79	70,611,360.65
%	22.10	21.26

	2014	2013

2014 100% 30%

60%

5

: :

	77,900.00	70%	24,347.11	48,944.78
	25,900.00	77%	1,142.09	1,436.63
	94,873.00	31.34%	12,022.59	30,308.97
	198,673.00	/	37,511.79	80,690.38
		(1) (2) (3)		

1

2014

2014

2014

1

A

B

“ ” “ ”

2014

A

2014

30%

1 ——

E20 40% 2013 9

159 15.84 / 32%

2014 7 34

2

A

2014

2015

B

50%

E20

C

E20 2013 4824 35% 2015

6000

٧١

3

2014

A

E20 2014 26 100

B

E20 2014

16

4

A

E20

D

IPO

1

1

2

3

4

5

6

2

1

2

3

4

( )

1

“ ” 2014

2015 “ ”

2

1

6

7

ɇ ˧ ⁒ ᵖ ˩

( )

( )

1

1

2.5 2013

2

			60% 60%			
			30% 36 30%	2014-12-25 2017-12-24		
			/			
			/ /			
			36	2014-12-25 2017-12-24		
			2014 2015 2016 6,844.23 10,504.69 16,379.95	2014-2016		

2014 2015 2016
G% ځ aŸ 2 2

( )

2014

6,844.23 2014 12,966.86

2014 6,961.01

14,755.71

			140
			15

1

		2013 1 1	2013 12 31		
		+/-	+/-	+/-	+/-
			-9,272,571.26	9,272,571.26	
	/		-9,272,571.26	9,272,571.26	

( ) 3

A	2015 2 9	15.05	49,467,109	2016 2 10		
A	2014 12 25	8.24	137,554,028	2017 12 25		
A	2012 8 7	6.57	91,319,726	2015 8 7		

25

	0	91,319,726	12.74	91,319,726		91,319,726	
	91,019,417	91,019,417	12.70	91,019,417		49,800,000	
	46,534,611	46,534,611	6.49	46,534,611			
	0	24,239,420	3.38				
GIC PRIVATE LIMITED	0	10,035,581	1.4				
	4,999,074	8,999,000	1.26				
		5,999,949	0.84				
	-9,547,183	5,721,040	0.80				
		5,500,000	0.77				
		137,779,089				137,779,089	
		24,239,420				24,239,420	

Ž!å Õ BEî6u

1		91,319,726	2015 8 17		
2		91,019,417	2017 12 25		
3		46,534,611	2017 12 25		

( )

1

	1998 8 10
	0771890-5
	8,000

( )

1

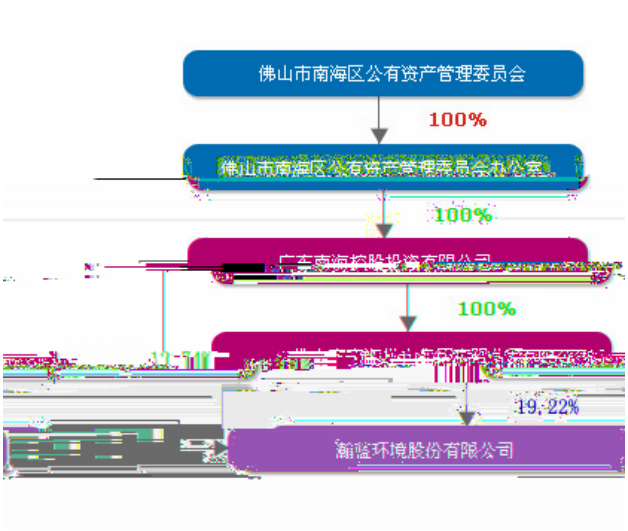

		2011-01-17	56823918-8	44,400	
		2008-08-29	1268870 22/39740562	1	
	1				

Ц Y ầ Y ầ ӝ Ռ̈ ạ

( )

	( )							
			53	2014 6 30	2017 6 30	14,398	14,398	
			48	2014 6 30	2017 6 30	90,723	90,723	53.87
			55	2014 6 30	2017 6 30	28,821	28,821	49.88
			49	2014 6 30	2017 6 30			43.15
			44	2014 6 30	2017 6 30			
			51	2014 6 30	2017 6 30			1.80
			55	2014 6 30	2017 6 30			2.50
			43	2014 6 30	2017 6 30			2.50
			43	2014 6 30	2017 6 30			2.50
			47	2014 6 30	2017 6 30			37.71
			45	2014 6 30	2017 6 30			
			45	2014 6 30	2017 6 30			21.45
			50	2014 6 30	2017 6 30			39.53
			39	2014 6 30	2017 6 30	3,240	3,240	23.29
			48	2014 6 30	2017 6 30			34.31
			51	2014 6 30	2017 6 30	19,832	19,832	28.78

	5
	2003 8 2012 6 2011 1 2012 6 2014 1 2014 6
	2004
	2000
	2000
	2009 1 2009 6 2009 7 2014 1 2014 6
	2005 11 2010 3 / 2008 9 2010 6 / 2010 8 2011 5 / / 2011 9 2014 6
	2009 2014 6
	2009 2014 6
	2009 2014 6
	2002
	2008 3 -2012 6 2012 6 2014 5 2014 5 2014 6
	2002
	2004
	2005 2014 6
	2009 3 2009 3 2013 11 2009 3 2014 6
	2000
	2001

( )

			2014 1 3	

			2014 1 3	
			2014 1 3	
			2011 9	

,X ‡1*/ß c	n:7 _ Ä á ÿ(À0Ÿ:7 _ Å Ã,¥ _ ÃP¬4{1u)Ú Ž ,;~G@ • È+ :7 _ î uA,Eî E› â ¤ x6u ð û î ‡ n Ä:7 _ Ä á ÿ(À0Ÿ:7 _ Å Ã,¥ _ žP¬4{1u)Ú Ž ,,X;~ G@ • Ý 2005 H z6u ð û îEîE›,X ÉP¬4{1u)Ú Ž ,;~G@ • Ê ;> È(À0Ÿ :7 _,X"ùC Ý'; 2002 H z1 Ô õ Ê6u ð û î ‡A,EîE›,X É(À0Ÿ:7 _"ùC Û š Ê,X?˜ n ;> Ä
:7 _ Ã,¥ _ ÃP¬4{1u)Ú Ž , yG@ .B n q B	YF¼:7 _,X yG@+ Î n"ùC Ã Î;~ 9 žN¢L= 9 X ä È êF¼:7 _,X yG@ + Î n"ùC žN¢L= 9 X ä ÈM2:7 _ ä , P Ï,XP¬4{1u)Ú Ž ,,X yG@+ Î ;~ 9 žN¢L= 9 X ä Ä,¥ _,X yG@+ J ü ¹ 0 k !,X k ! 9 Ä êF¼ ,¥ _ áNZ ª k ! 9 Å ž Î n"ùC X ä Ä @ Ì B H z ” ý#z Ã ”C { ,ž)[1 ™ ‰ n Ý G:7 _ ÃP¬1u Ž ,,XN¢L= 9 Ä
:7 _ Ã,¥ _ `P¬4{1u)Ú Ž , yG@ ,X h ¬ yG@ ™ ‰	y ó Y È @ Ì E h å:7 _ Ã ,¥ _ ÃP¬1u Ž , rL ¬/â !;~G@ Ã "ùC 453.05 Û Ä
y ó ÿ < ':7 _ Ã,¥ _ `P¬4{ 1u)Ú Ž , rL 9‹ k,X yG@ ÜAu	y ó Y È@ Ì E å:7 _ Ã¥ _ ÃP¬1u Ž , rL ¬/â !;~G@ Ä'ùC 453.05 Û Ä

¯ Ã @ Ì:7 _ Ã,¥ _ ÃP¬4{1u)Ú Ž , ¬ | ™ ‰

§ á	™ Ï,X6 u	¬	™ 6	¬	s ´
k5Ô ´	:7 _KS	EÝ		:7 _ î 6	
" « `	:7 _	EÝ		:7 _ î 6	
é#Ù$d	:7 _	EÝ		:7 _ î 6	
d ›	(À0Ÿ:7 _	EÝ		:7 _ î 6	
4~ Î `	(À0Ÿ:7 _	EÝ		:7 _ î 6	
Tz «97	(À0Ÿ:7 _	EÝ		:7 _ î 6	
5+4v	,¥ _	EÝ		,¥ _ î 6	
á «L˜	,¥ _	EÝ		,¥ _ î 6	
LËS÷	C >•	6, Ï		:7 _ î6, Ï	
ì"Ç <	C >•	6, Ï		:7 _ î6, Ï	
) å â	:7 _KS	/• Ï		:7 _ î 6	
TzJä H	:7 _	/• Ï		:7 _ î 6	
B `	:7 _	/• Ï		:7 _ î 6	
)_4v	:7 _	/• Ï		:7 _ î 6	
UJú Ÿ	(À0Ÿ:7 _	/• Ï		:7 _ î 6	
U<M	(À0Ÿ:7 _	/• Ï		:7 _ î 6	
"Lò	(À0Ÿ:7 _	/• Ï		:7 _ î 6	
ûL #"#Þ	,¥ _	/• Ï		,¥ _ î 6	
U ;S÷	,¥ _	/• Ï		,¥ _ î 6	

h Ã @ Ì — T ¶Kó ê GK T Ž , ™ ‰

y ó Y È @ Ì — T ¶Kó ê GK T Ž , ÄM2:7 _ Ã,¥ _ ÃP¬4{1u)Ú Ž , Å1 Í @ Ì —0²] o Ý G¡ û E ¡,X Ž , þ ¥*ó ¬ | Ä

( )

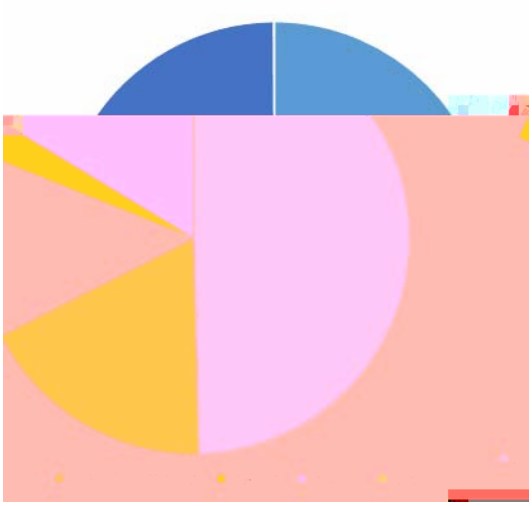

( )

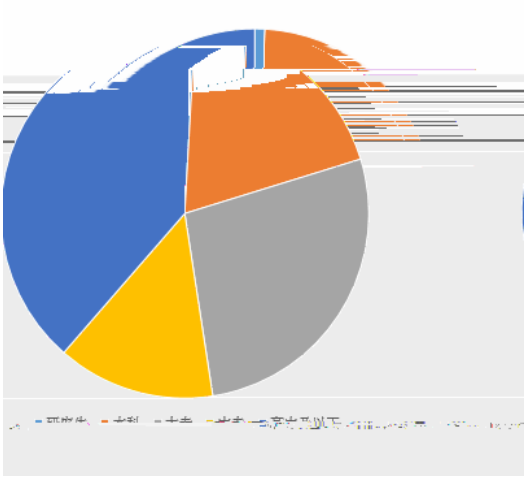

ώ̃ Ὼ ∧ h

2014	2014 2 25	< > < > < > < > < > < >		www.sse.com.cn	2014 2 26

2013	2014 4 2	2013 2013 2013 2013 2014 2013 2013		www.sse.com.cn	2014 4 3
2014	2014 6 30			www.sse.com.cn	2014 7 1

( )

		8	8	5	0	0		1
		15	13	7	2	0		3
		15	13	7	2	0		3
		8	8	5	0	0		3
		8	7	5	1	0		1
		8	8	5	0	0		1
		8	8	5	0	0		1
		8	8	5	0	0		1
		8	8	5	0	0		1
		7	7	2	0	0		3
		7	7	2	0	0		3
		7	6	2	1	0		3
		7	6	2	1	0		3

	15
	8
	7
	0

1

2

2014

ς ᾷ 8

2014

“ ” 2014 12 31

2014

1

2

2014

12 31 2014

2014 12 31

:

: :

	10	59,441,223.19	63,594,927.70
	11	20,496,152.68	21,429,419.08
	12	3,005,145,559.85	1,535,234,119.35
	13	1,320,942,218.49	803,639,384.65
	14	59,324,272.22	6,763,295.14
	15	4,241,626,211.64	1,807,517,391.45
	16	327,125,219.17	
	17	60,830,295.87	33,378,167.01
	18	39,710,402.79	23,506,206.15
	19	279,798,854.46	263,569,826.37
		9,423,712,981.62	4,567,905,308.16
		10,979,848,200.39	5,788,397,167.74
	20	118,000,000.00	59,450,000.00
	21	12,340,000.00	
	22	895,449,099.04	410,322,906.93
	23	107,019,680.13	55,896,941.11
	24	65,777,098.12	45,477,443.20
	25	69,235,952.02	74,185,046.21
	26	27,416,719.24	19,252,891.48
	27	46,094,545.77	46,094,545.77
	28	1,550,873,524.55	659,154,698.12
	29		

	31	450,859,966.50	645,433,973.33
	32	197,485,911.19	
	33	13,592,882.95	
	34	53,681,691.30	28,059,896.75
	35	128,128,487.84	
		3,639,965,113.78	1,735,325,745.08
		7,291,490,699.54	3,248,972,717.90
	36	716,796,909.00	579,242,881.00
	37	1,060,209,538.02	417,788,261.29
	38	27,671,076.19	23,156,191.11
	39	345,927,862.44	329,363,947.49
	40	1,178,450,546.76	989,339,565.92
		3,329,055,932.41	2,338,890,846.81
		359,301,568.44	200,533,603.03
		3,688,357,500.85	2,539,424,449.84
		10,979,848,200.39	5,788,397,167.74

2014 12 31

:

: :

		44,741,391.72	236,918,545.99
	1	5,271,772.42	5,598,404.03
		266,346,778.20	251,999,030.50

		22,076,012.55	16,282,489.17
		32,883,516.64	36,796,796.38
		857,981.66	129,356.87
		275,000,000.00	280,000,000.00
		647,177,453.19	827,724,622.94
		9,272,571.26	9,272,571.26
		313,000,000.00	278,000,000.00
		3,624,313,200.98	1,331,423,767.61
		19,594,363.26	20,495,638.38
		1,998,155,445.93	1,057,954,423.14
		25,929,635.40	523,275,988.92

5.96 B.61Tc 63TTe6 BT 2.26f205.62f 0 9 35402 836e 8 BT .26fT 1997f 0 9 355759f BT /TT3.1f 026f87.06f 9 532759f BT4 BT BT /.26f 26f 0 9 532.759f B.508BT /.269604 B 0 9 532./759f B050.98 BT 7997fT 1997f 0

	42	14,813,591.63	13,612,207.17
	43	71,548,814.59	56,652,625.59
	44	120,022,928.13	96,575,910.45
	45	95,070,378.50	65,072,510.59
	46	2,170,070.21	2,257,483.02
“ ”			
“ ”			
“ ”			
“ ”		454,011,960.64	416,625,515.94
	47	17,228,330.43	13,087,350.17
		1,437,529.62	69,682.89
	48	3,846,423.21	1,818,737.65
		3,121,683.38	230,918.74

2014 1—12

: :

	4	548,464,218.33	515,348,510.67
	4	316,973,978.62	311,110,935.94
		4,592,693.66	4,048,557.97
		43,673,165.97	50,909,190.53
		64,009,447.25	42,178,050.36
		-253,674.40	420,957.88
“ ”			
“ ”	5	67,111,877.08	58,188,732.78
		61,893,727.08	47,668,316.12
“ ”		186,580,484.31	164,869,550.77
		11,841,438.17	83,401,847.56
		234,198.45	72,566,268.68
		769,692.33	580,704.73
		202,000.25	62,031.40
“ ”		197,652,230.15	247,690,693.60
		32,013,080.68	45,152,940.05
“ ”		165,639,149.47	202,537,753.55
1.			
2.			
1.			
2.			
3.			
4.			
5.			
6.			
		165,639,149.47	202,537,753.55

		2,679,203,417.73	2,361,136,583.64

		-1,066,706,111.62	-749,167,404.43
		131,450,000.00	2,250,000.00
		131,450,000.00	2,250,000.00
		918,000,000.00	370,050,000.00
	50 5		250,000,000.00
		1,049,450,000.00	622,300,000.00
		206,420,500.00	405,645,093.81
		225,564,484.04	225,092,319.86
		15,600,000.00	18,300,000.00
	50 6	260,820,362.17	
		692,805,346.21	630,737,413.67
		356,644,653.79	-8,437,413.67
		119,143,037.90	-64,369,548.81
		722,796,612.57	787,166,161.38
		841,939,650.47	722,796,612.57

		580,216,841.63	548,967,164.05
		29,549,700.38	18,230,234.67
		609,766,542.01	567,197,398.72
		169,497,942.10	143,997,060.46
		62,020,815.09	55,722,829.10
		81,448,443.56	73,684,836.50
		35,064,698.63	33,471,873.98
		348,031,899.38	306,876,600.04
		261,734,642.63	260,320,798.68
		43,211,150.00	31,957,416.66
		491,888.02	158,034,543.00
		5,000,000.00	170,000,000.00

		48,703,038.02	359,991,959.66
		316,730,347.14	401,897,815.77
		227,223,407.43	515,329,051.42
		35,000,000.00	453,000,000.00
		578,953,754.57	1,370,226,867.19
		-530,250,716.55	-1,010,234,907.53
		498,000,000.00	279,250,000.00
		100,000,000.00	250,000,000.00
		598,000,000.00	529,250,000.00
		115,238,000.00	12,500,000.00
		145,785,526.32	112,571,663.85
		260,637,554.03	
		521,661,080.35	125,071,663.85
		76,338,919.65	404,178,336.15
		-192,177,154.27	-345,735,772.70
		236,918,545.99	582,654,318.69
		44,741,391.72	236,918,545.99

1													
2													
3													
4													
								4,514,885.08					4,514,885.08
1								6,907,906.08					6,907,906.08
2								2,393,021.00					2,393,021.00
					-159,382,847.53						-45,112,858.76		-204,495,706.29
	716,796,909.00				1,060,209,538.02			27,671,076.19	345,927,862.44		1,178,450,546.76	359,301,568.44	3,688,357,500.85

	579,242,881.00				546,390,415.31				298,983,284.45		842,023,140.51	35,294,863.09	2,301,934,584.36
					-87,899,157.22			20,636,463.54			392,872.96	67,722,906.77	853,086.05
	579,242,881.00				458,491,258.09			20,636,463.54	298,983,284.45		842,416,013.47	103,017,769.86	2,302,787,670.41
“ ”					-40,702,996.80			2,519,727.57	30,380,663.04		146,923,552.45	97,515,833.17	236,636,779.43
											287,692,756.79	44,457,107.10	332,149,863.89
												2,250,000.00	2,250,000.00
1												2,250,000.00	2,250,000.00
2													

3													
4													
									30,380,663.04		-88,304,951.14	-18,300,000.00	-76,224,288.10
1									30,380,663.04		-30,380,663.04		
2													
3											-57,924,288.10	-18,300,000.00	-76,224,288.10

	137,554,028.00				801,804,124.26						939,358,152.26
	137,554,028.00				801,804,124.26						939,358,152.26
									4.95	-74,488,203.05	-57,924,288.10
									4.95	-16,563,914.95	
										-57,924,288.10	-57,924,288.10
	716,796,909.00				1,455,666,423.66				52.44	889,626,263.37	3,408,017,458.47

1											
2											
3											
4											
									30,380,663.04	-88,304,951.14	-57,924,288.10
1									30,380,663.04	-30,380,663.04	
2										-57,924,288.10	-57,924,288.10
3											
1											
2											
3											
4											

1

1.

2.

5

1 “ ”

1.

— ——

33 76 2006 2 15 41

“ ”

15 —— 2014

2.

12

1.

2.

1 1 12 31

3.

12

4.

" Ã

6.

--

"Ω"

—

“

”

“

”

9.

10.

(1).

	200

(2).

—

12.

—

—

——

——

1)

2)

——

—

——

—

13.

—

—

—

—

14.

(1).

—

—

—

—

——

——

(2).

		%	%
	20	0-5%	4.75%-5%
	33-40	0-5%	2.38%-3.03%

—BOT

——BOT — —

BOT

16.

1

2 3

—— BOT

—— TOT

—

BOT TOT

—

——

——

——

——

——

18.

1

19.

1

2 3

20.

—

——

——

——

——

—

____

____

21.

$$p \approx$$

23.

24.

(1)

2014 1 26 9 —

30 — 33 — 39 —

40 — 2 —

41 — “ ”

2014 7 1 2014 6

37 —— 2014

2014 2 ——

22 ——

9,272,571.26 9,272,571.26 9,272,571.26 9,272,571.26

-9,272,571.26 -9,272,571.26 -9,272,571.26 -9,272,571.26

2014 30 - “

” “ ”

(2)

1.

--	3% 6% 11% 13% 17%	3% 6% 11% 13% 17%
--		7%-17%
	3% 5%	3% 5%
		5% 7%
		3% 2%
		25%

2.

2014 7 1 3%

[2008]156 “ ”

—— [2011]115 “

”

[2008]156 “ ”

“

” 2005 1128

1 2 3

1

	110,246.42	46,574.79
	841,829,404.05	722,750,037.78
	12,340,000.00	
	854,279,650.47	722,796,612.57

2014 12 31 12,340,000.00 12,340,000.00

2014 12 31

2

(1).

		(%)		(%)			(%)		(%)	
	229,574,272.65	100.00	16,338,724.06	7.12	213,235,548.59	94,038,163.92	100.00	5,113,766.30	5.44	88,924,397.62
	229,574,272.65	100.00	16,338,724.06	7.12	213,235,548.59	94,038,163.92	100.00	5,113,766.30	5.44	88,924,397.62

	53,901,849.05	0-4	23.48	5,866,450.36
	21,322,983.39	0-3	9.29	1,524,676.84
	13,043,030.00	1	5.68	652,151.50
	12,298,049.30	1	5.36	614,902.47
	10,950,143.94	1	4.77	547,507.20
	111,516,055.68		48.58	9,205,688.37

5

(1).

		(%)		(%)		(%)		(%)

(3).

	30,207,131.27	20,345,212.15
	2,254,046.67	1,359,378.49
	22,477,879.89	19,956,756.04
	2,848,725.94	
	912,461.84	624,556.10
	58,700,245.61	42,285,902.78

(4).

				(%)	

7

	1,519,574.68	518,412.71
	4,154,654.52	4,154,654.52
	5,674,229.20	4,673,067.23

8

	38,578,638.20	19,684,137.85
	1,184,824.59	291,905.16
	39,763,462.79	19,976,043.01

9

(1).

ó ÿ Y Nqó ñ -Nq

—

11

(1) .

1.	32,547,831.93			32,547,831.93
2.				
1				
2 \ \				
3				
3.				
1				
2				
4.	32,547,831.93			32,547,831.93
1.	11,118,412.85			11,118,412.85
2.	933,266.40			933,266.40
1	933,266.40			933,266.40
3.				
1				
2				
4.	12,051,679.25			12,051,679.25
1.				
2.				
1				
3				
1				
2				
4.				
1.	20,496,152.68			20,496,152.68
2.	21,429,419.08			21,429,419.08

12

(1) .

2								
3				356,013.02	7,137,028.62	4,029,265.53		11,522,307.17
3.	6,005,905.13	15,109,474.91	34,347,411.31	18,788,513.67	1,838,539.52	30,426,289.47	1,663,311.59	108,179,445.60
1	6,005,905.13	15,109,474.91	34,347,411.31	18,788,513.67	1,838,539.52	30,426,289.47	1,663,311.59	108,179,445.60
1.	244,296.80			5,207.92		120,337.07		369,841.79
2.								
1								
3.				5,207.92		103,711.63		108,919.55
1				5,207.92		103,711.63		108,919.55
1.	614,599,846.51	316,749,042.47	500,080,044.86	90,171,702.55	18,632,185.45	48,710,631.73	1,416,202,106.28	3,005,145,559.85

2.	431,514,304.90	198,195,914.98	164,070,519.89	19,316,041.80	11,400,880.61	20,244,666.07	690,491,791.10	1,535,234,119.35

(2).

	306,705.40	62,408.60	244,296.80		

MM

2014

2014

	3,422,213.23	-	-	-	3,422,213.23
	3,422,213.23	-	-	-	3,422,213.23

15

(1).

1.	227,621,312.70	37,000,000.00	1,865,646,547.73	2,066,372.69	2,132,334,233.12
2.	9,227,419.44		2,938,904,761.13	740,425.00	2,948,872,605.57
(1)	9,227,419.44		35,506,947.01	267,260.00	45,001,626.45

2014

1.					
2.					
1					
3.					
(1)					
4.					
1.	194,896,727.97	24,974,999.80	4,020,318,152.46	1,436,331.41	4,241,626,211.64
2.	202,957,429.83	26,808,333.16	1,576,489,394.48	1,262,233.98	1,807,517,391.45

—

——

BOT

——

16

(1).

1,522,874,780.83 1

17

	28,414,269.23	12,861,886.57	11,337,061.01	1,506,479.24	28,432,615.55
	2,549,267.33	86,165.56	1,048,048.58		1,587,384.31
		27,685,863.07			27,685,863.07
	2,414,630.45	985,600.00	275,797.51		3,124,432.94
	33,378,167.01	41,619,515.20	12,660,907.10	1,506,479.24	60,830,295.87

—

— 1

18 /

(1).

	15,493,862.65	3,234,433.73	14,112,296.71	3,206,591.47
	15,876,402.08	3,969,100.52	8,641,993.50	2,160,498.38
	99,832,577.38	12,479,072.17		
	7,191,423.88	1,797,855.97		
	4,423,737.37	552,967.18		
	70,707,892.88	17,676,973.22	72,556,465.18	18,139,116.30
	213,525,896.24	39,710,402.79	95,310,755.39	23,506,206.15

(2).

2014

	235,093,588.52	58,773,397.13		
	317,780,730.07	63,754,675.36		
	39,329,739.13	5,600,415.35		
	592,204,057.72	128,128,487.84		

—

— -

—

19

	109,232,687.71	134,655,854.57
	128,913,971.80	128,913,971.80
	41,652,194.95	
	279,798,854.46	263,569,826.37

— “ ”

2006

12,900

2011 7

12,900

12,900

2013 1 1

— 41,652,194.95 2011

9

20

(1).

	118,000,000.00	59,450,000.00
	118,000,000.00	59,450,000.00

— 2014 12 31

21

	12,340,000.00	
	12,340,000.00	

22

(1).

	107,019,680.13	55,896,941.11

(2). 1

	8,461,598.02	
	5,730,806.70	
	2,174,689.22	
	2,021,367.96	
	18,388,461.90	/

24

(1).

	45,477,443.20	221,667,099.18	201,402,330.24	65,742,212.14
-		12,507,308.84	12,472,422.86	34,885.98

26

	4,887,480.82	1,094,419.72
	20,504,397.51	18,158,471.76
	2,024,840.91	
	27,416,719.24	19,252,891.48

2014 12 31

27

	46,094,545.77	46,094,545.77
	46,094,545.77	46,094,545.77

2014 12 31 GOOD TRADE LIMITED

28

(1).

	1,327,276,592.57	243,000,000.00
	123,839,736.94	110,583,740.30
	11,674,334.12	10,856,556.92
		250,000,000.00
	52,470,115.77	29,294,498.59
	35,612,745.15	15,419,902.31
	1,550,873,524.55	

(2). 1

2.43%-7.205%

2014

-	13,592,882.95	

	13,592,882.95	

0%

0%

—60 —60 —55 —50

%

+0.25%	-7,556.12	-0.05
-0.25%	7,523.74	0.05

34

	28,059,896.75	26,860,285.47	1,238,490.92	53,681,691.30	
	28,059,896.75	26,860,285.47	1,238,490.92	53,681,691.30	/

						/
	13,554,100.28				13,554,100.28	

	28,059,896.75	6,924,881.36	1,238,490.92	19,935,404.11	53,681,691.30	/

—

—— 2011 9 22

2012 3 8

“ ”

90036.70 “ ” 34,390,000.00

[2012]53 34,390,000.00

2012

34,390,000.00 2012 20,835,899.72 13,554,100.28

2014 12 31 13,554,100.28

—— 2013 8 2012 1,200,000.00

2014 12 31 736,027.40

—— 2013 461

BOT 2014 12 31 4,423,737.44

—— 2014 9 45 135

2014 12 31 1,305,000.00

—— 2012 50

—— 2010 8 1,600 BOT

2014 12 31 13,706,666.67

—— 100

65 2014 12 31 1,533,125

—— “ ” 4,966,687.47

2014 12 31 4,478,722.00

—— 8,000,000.00

40 2014 12 31 7,699,999.94

——

1,775,843.93

——

2014 12 31 2,471,865.77

—— - 379,548.90

40 2014 12 31 370,060.14

—— 80,806.42

—— 800,000

—— 245,736.31

Ã 6u

) ! Ö Õ/¡ Ö Ž!å Õ

	ó ñ -Nq	õ ¬ | r £ Ä + Ã Ô Å					ó ÿ -Nq
		¥> „6u	EÕ6u	@/ÃG¥ E@6u	J ª	ãAu	
6u Ñ D	579,242,881.00	137,554,028.00				137,554,028.00	716,796,909.00

@ Ì 2014 H1 Ô õ Ê6u ð û î uA,EîE›,X É G b @ Ì ¥> 6u Ñ ž ¬)„G¥C DC { J ³LšG! +C G¥ | G6(x ç K ' • ,XA, Ê È4£ ÑA• ,¥-71u)Ú ¨ , îÉ G b š%î:±)ƒ W6u Ñ ÝL$ @ Ì å ï t)ƒ ±ÄOm$ Å ÝL$ @ Ì1 ¥> 6u ÑC DC { J ³LšG! +C G¥,X M á Ê ÄA•,¥ÆŒ Ã[2014]1336 Ë Å š È @ ÌG› ª ¥> 6u/< • ã Ú ÿ å ï t)ƒ ± ÄOm$ Å ÝL$ @ Ì ¥> 91,019,4176u6u Ñ Ã å / E Ö +#K ¢ Ö ÎA’ iC ÝL$ @ Ì ¥> 46,534,611 6u6u Ñ È!£6uM6 1 È!£6u ¥> Ë 8.24 È r t"¼ `C Ž!å Õ 137,554,028.00 È ¬ È â,X"¼ `C Ž!å Õ 716,796,909.00 Ä

2014 H 12 Ü 22 ¹ È „ r6u î4£ S ð!7)´"3 îAu Ü _ u Ä(M!^ BEî Ü í Å uP` È y [ Ë Ö S îP` + [2014]G14000090458Ë Ä

2014 H 12 Ü 25 ¹ È „ r6u Ñ Æ ü ÑA• ,OA„4§1k ÝL$B÷ Ï @ Ì Þ#K Ú @ Ì r)Ú ZA• ¬ È,OA„ Ä

Ã C @/Ã

) ! Ö Õ/¡ Ö Ž!å Õ

NM,Â	ó ñ -Nq	ó r t	ó £ å	ó ÿ -Nq
C $v Ë Ä6u $v Ë Å	414,198,560.70	642,421,276.73		1,056,619,837.43
J ªC @/Ã	3,589,700.59			3,589,700.59
ÜAu	417,788,261.29	642,421,276.73		1,060,209,538.02

C @/Ã ó ñ -NqEW Þ H ó ÿ -Nq £ å 128,602,154.022Ï+ b à Ô { ß Õ î Ü J'—!è ¥) £ åC @/Ã 128,602,154.02 Ä

C @/Ã H r t 642,421,276.73 È J Ö Ä1 Å „ r å ï t)ƒ ± ÄOm$ Å ÝL$ @ Ì ¥> 91,019,4176u6u Ñ È!£6uM6 1 È!£6u ¥> Ë 8.24 È r tC @/Ã 658,980,583.00 × Ä2 Å „ r å / E Ö +#K ¢ Ö ÎA’ iC ÝL$ @ Ì ¥> 46,534,6116u6u Ñ È!£6uM6 1 È Ý Ü J ¹'—!è ¥) ”C {,Ì h ÑNq.BAx KS ó6u iC iC ä 204,495,706.29 È â ¥> 6u ÑM6 46,534,611.00 ,X ÂNq r tC @/Ã 157,961,095.29 × Ä3 Å

2014

	1,178,450,546.76	989,339,565.92

1,743,248.73

40

	2,374,110,856.32	1,649,447,101.24	2,075,183,059.67	1,478,629,015.09
	61,185,049.47	28,211,060.85	81,145,269.75	26,903,061.57
	2,435,295,905.79	1,677,658,162.09	2,156,328,329.42	1,505,532,076.66

—

543,356,906.96	343,659,876.37	480,748,105.09	299,842,435.19
191,982,830.01	112,106,035.55	187,883,919.13	111,887,051.30
377,502,602.54	237,450,295.49	302,598,023.58	186,628,782.70
1,261,268,516.81	956,230,893.83	1,103,953,011.87	880,270,745.90
2,374,110,856.32	1,649,447,101.24	2,075,183,059.67	1,478,629,015.09

—

29,633,829.82	19,042,351.28	22,937,584.38	15,284,018.77
16,870,842.78	2,460,171.27	37,822,582.97	6,132,048.84

	49,247,060.63	31,990,042.08
	17,766,560.11	4,800,200.59
	6,572,679.89	14,536,724.92
	6,516,344.56	5,191,723.29
	4,460,601.52	3,985,508.55
	4,012,070.96	5,977,373.40
	3,766,742.87	3,649,590.91
	3,604,648.25	5,526,579.29
	3,141,874.36	3,939,384.17
	383,679.12	892,773.62
	1,643,145.25	1,571,904.18
	2,783,040.96	2,927,031.42

4931494

		-116,061.51
	-108,919.55	
	2,170,070.21	2,257,483.02

	1,437,529.62	69,682.89	1,437,529.62
	1,437,529.62	69,682.89	1,437,529.62
	13,564,856.97	11,560,185.85	13,564,856.97
	23,730.86	143,053.19	23,730.86
	828,751.54	686,998.60	828,751.54
		7,506.86	
		361,600.00	
	1,373,461.44	258,322.78	1,373,461.44

	17,228,330.43	13,087,350.17	17,228,330.43

			/
	10,000,000.00	10,000,000.00	
	9,000.00		

		583,255.62	
	442,216.16	132,346.19	442,216.16
	3,846,423.21	1,818,737.65	3,846,423.21

48

(1)

	116,514,256.79	115,816,178.59
	-750,396.99	-20,071,914.02
	115,763,859.80	95,744,264.57

49

(1).

	24,941,928.87	16,134,390.78

2014

(3).

(4).

(5).

50

(1)

1		
	351,630,008.06	332,149,863.89
	2,170,070.21	2,257,483.02
	118,957,833.34	100,197,379.78
	101,826,603.83	95,485,864.53
	13,009,668.13	12,142,217.08
“ ”	1,684,153.76	161,235.85

“ ”

2014

	119,143,037.90	-64,369,548.81

(2)

	15,723,407.43
	66,285,554.81
	-50,562,147.38

(3)

	841,939,650.47	722,796,612.57
	110,246.42	46,574.79
	841,829,404.05	722,750,037.78
	841,939,650.47	722,796,612.57

12,340,000.00

12,340,000.00

51

2014 2014

2014 2013 2014 2014

2014 2014 2014

2014 2014 10-12 2014

2014 2014 10-12 2014

2014 2014 10-12 2014

2014 2 25 2014

< > < >

< > < >

“ ”

“ ” 100% “ ”

“ ” 30% 10 2014 12 12

[2014]1336

2014 12 19 100% 2014 12 25

91,019,417 2014 12 31

2014 12 31

2014

2011 12 16 GOOD TRADE LIMITED 25% 2013 6 6

1,139.50 40% 46,534,611

2014

278,649,516.52 1,597,101.10

11,880,000.00

58,773,397.13

2

(1).

: :

147,557,065.21 2014

(3).

: :

:	1,037,077,145.23	858,745,389.68
	254,030,673.69	330,699,011.55
	4,646,241.99	9,257,462.66
	4,406,203.56	36,055,684.45
	534,914,715.51	335,927,513.36
	38,639,070.66	30,343,647.45
	3,553,118.31	4,791,077.77
	1,995,146.15	3,267,415.11
	611,703.76	1,029,781.48
	108,122,063.92	5,105,612.03
	1,306,523.55	2,461,323.88
	78,476,013.40	93,324,981.35
	4,115,309.80	5,158,334.46
	1,376,620.28	1,323,544.13
	883,740.65	

: 534,91(,)2.21 290.80032 3c( )T. 298.84.8(0.3(1)-9.21.3(5,9)10.3(1)-9).98936(,)2.2(5)5.5(1)5

—

BOT

—

—

6

1

39

1

				(%)	(%)
			8000	19.22	19.22
			44400	31.96	31.96

100% 19.22%

12.74% 31.96%

2

3

4

(1).

		1,309,170.12	1,334,736.60

2009.10.1	2018.4.30	1,309,170.12	1,334,736.60
2013.8	2013.12		2,338,129.50
2014.1	2015.8	884,000.00	
2014.1.1	2014.12.31	190,920.00	
2014.1.1	2014.12.31	245,850.00	
		2,629,940.12	3,672,866.10

2013 5 “ “

” ” 2013 5 1 2013 10 31

2013 10 ض ة

(2).

	4,530,669.59	3,829,615.70

15.5 7.5

8 3

1

2

3

1

2

3

—

—— “ ”

2012 5

2,762,290.00 261,636.00 3,023,926.00

2012 10 17 2012

504

2,660,790.00 2011

11 23

2012 11 5

2013 3 15 2013 2

“ 2012 504 ”

12.45

2013 6 17

2014 8 22

—— “ ”

2013 6 18

2,201,500.00 55,037.00 2,256,537.00 2013 8 2

932,400.00 64,770.00

997,170.00 2013 9

18 ŏ Ţ Į Ч ĭ_

193.48 2014 9 1

—

ã üOj ó Ü 0 ` ä â È+ • q B Ê Ý ,X"© _"©?˜ Ÿ Q # .B n Ä

ü ü4£ @ Ì 2015 H 2 Ü 13 ¹ À Ô,X1 ? :7 _ î1 õ îA, uA, È @ Ì ³+ {6u $ @ Ì / E Ö + ë6(Ü)ƒ ±/¥ T ÝL$ @ Ì å / E Ö +#K%î"§"5" Ø)Ú2Ï4³1u)Ú ÝL$ @ Ì Ä ¹ ß1T/Ä %î"§ @ Ì ÅrC 1350 Û È 4 90%6u Ä%î"§ @ Ì ä0Ÿ b 2012 H 3 Ü È4£9ù8× È Ö ¢ Ö"5" Ø)Ú V Ã ¢ Ö"5" Lš2Ï4³ Ã ¹ î s" Ø)Ú2Ï4³ Ã*ó# "5" Ø)Ú2Ï4³ ž J a*ó ý*ü2Ï4³,X1u)Ú Ã ÎA' Ä Ä"© _ Ã> "©?˜/U!6,XNM,ÂL8 ê È"© _ Ã> "©?˜L$,XNM,ÂNO ª kAŒ Ã â • Ã4£9ù ÅË¼ `C Ž!å Õ 150 Û Ä%î"§ @ Ì)„ ¹ Ý +#K < 1100 î @G ,X"5" Lš1u5%,XE¤9ù1u)Ú Ä õ x ç È Ú +#K < "5" Lš1u5%,XE¤9ù1u)Ú 4‡ 9 @ Ì È"5" Lš1u5%,XC { { ¡ & 2 • p È%î"§ @ ÌEîE› ¤ oE¤9ù4È x á u ª á uC ÈNXAu!£ H Ú @ Ì ú 94z 3000 Û ,X9ù î 9 Ä

2 Ã ý#z ÚG! ™ ‰

) ! Ö Õ/¡ Ö Ž!å Õ

³ ÚG!,X ý#z ê6u ý	

A Ã J ªG¡?U _NM J ªG¡?U _NM
Ã ÚF¼ µ C
@ Ì ´ y ÚF¼,X È ê5Ù á6Ñ •M Ø y ÚF¼,XC { Nq `Bó Nq,X È hAÈ â s ´ @ Ì ü YF¼1u)Ú Þ ´ y ÚF¼ Ä

Ã J ª

G¡ ûC {G¡4˜ r ' `!©

B @ Ì 2014 H1 Ô õ Ê6u ð û î uA,EîE› J4£ ÑA• ,¥-71u)Ú ¨ , î É G b š%î:±)ƒ W6u Ñ Ý L$ @ Ì å ï t)ƒ ± ÄOm$ Å ÝL$ @ Ì1 ¥> 6u ÑC DC { J ³LšG! +C G¥,X M á Ê ÄA•,¥AŒ Ã[2014] 1336 Ë Å š È @ Ì å ï t)ƒ ± ÄOm$ Å ÝL$ @ Ì ¥> 91,019,417 6u6u Ñ ž ¬)„G¥ 11 " C D J Õ ï t)ƒ ± Ä Ñ Å ÝL$ @ Ì 100%6u × @ Ì å / E Ö +#K ¢ Ö ÎA' iC ÝL$ @ Ì ¥> 46,534,611 6u6u ÑC D J Õ / E Ö +#K'—!è ¥) ÝL$ @ Ì 30%6u ×[illegible]

3

“ ”

91,019,417 49,800,000

6.95% “ ”

2014 12 26

2013 12 23

2013 12 26 100%

30

—

2013 5 17

2013 18 “ ”

500

1200

—

2014 6 18

2014 98 “

” 300

900

2014

	5,614,815.42	/	343,043.00	/	5,271,772.42	5,918,679.07	/	320,275.04	/	5,598,404.03

2014

2

(1).

		(%)		(%)			(%)		(%)	
	24,146,796.84	100.00	2,070,784.29	8.58	22,076,012.55	18,520,796.27	100	2,238,307.10	12.09	16,282,489.17
	24,146,796.84	/	2,070,784.29	/	22,076,012.55	18,520,796.27	/	2,238,307.10	/	16,282,489.17

√ □

1			
1	5,494,226.67	274,711.33	5.00
1 2	4,115,326.50	329,226.12	8.00
2 3	2,124,000.00	212,400.00	10.00
3			
3 4	128,000.00	25,600.00	20.00
4 5	537,400.00	268,700.00	50.00
5	960,146.84	960,146.84	100.00
	13,359,100.01	2,070,784.29	15.50

(2).

167,522.81

(3).

	10,940,501.13	4,344,387.63
	360,560.00	281,500.00
	12,804,400.00	13,853,572.93
	41,335.71	41,335.71
	24,146,796.84	18,520,796.27

(4).

				(%)	

2014

	832,671,551.42	2,791,641,649.56		3,624,313,200.98

(2)

	498,752,216.19			61,893,727.08	20,000,000.00		-540,645,943.27		
	498,752,216.19			61,893,727.08	20,000,000.00		-540,645,943.27		

540,645,943.27

3

4

	5,218,150.00	10,520,416.66
	61,893,727.08	47,668,316.12
	67,111,877.08	58,188,732.78

1

	-1,684,153.76	47 48
	13,564,856.97	47
	15,325,000.00	2.5
	45,112,858.76	

2014

	1,501,204.01	47 48
	-7,176,726.81	
	-274,689.20	
	66,368,349.97	

2

9

2010

	%		
	13.60	0.49	0.49
	9.56	0.42	0.42

3

(1).

(2).

4

2014 2 ——

2014 12 31

2013 1 1 2013 12 31

: :

	2013 1 1	2013 12 31	2014 12 31
	787,166,161.38	722,796,612.57	854,279,650.47

2014

			12,340,000.00
	299,363,937.40	410,322,906.93	895,449,099.04
	43,174,819.81	55,896,941.11	107,019,680.13
	37,679,104.66	45,477,443.20	65,777,098.12
	23,253,316.45	74,185,046.21	69,235,952.02
	19,321,944.22	19,252,891.48	27,416,719.24
	57,878,183.08	46,094,545.77	46,094,545.77
	418,866,216.87	659,154,698.12	1,550,873,524.55

	298,983,284.45	329,363,947.49	345,927,862.44
	842,416,013.47	989,339,565.92	1,178,450,546.76
	2,199,769,900.55	2,338,890,846.81	3,329,055,932.41
	103,017,769.86	200,533,603.03	359,301,568.44
	2,302,787,670.41	2,539,424,449.84	3,688,357,500.85
	5,164,057,211.61	5,788,397,167.74	10,979,848,200.39

2015 3 26